

Population
142,726

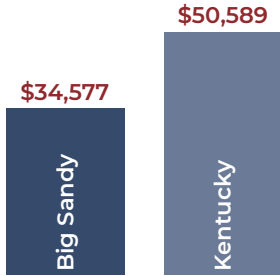
Annual New
Cancer Cases
1,063

Social Determinants of Health

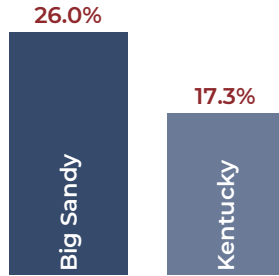


51% female | **21%** under 18 | **18%** over 64 | **5%** uninsured

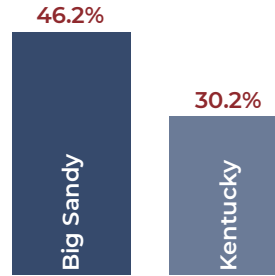
Median Income



Below Poverty



On Medicaid



People Lacking Access



50%
to healthy foods

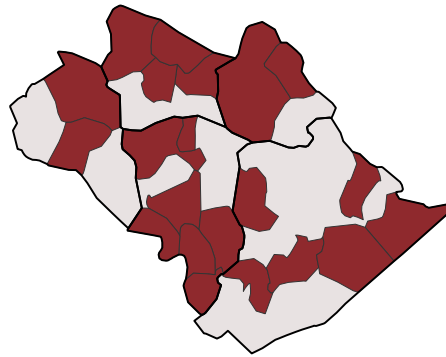


53%
to parks and gyms

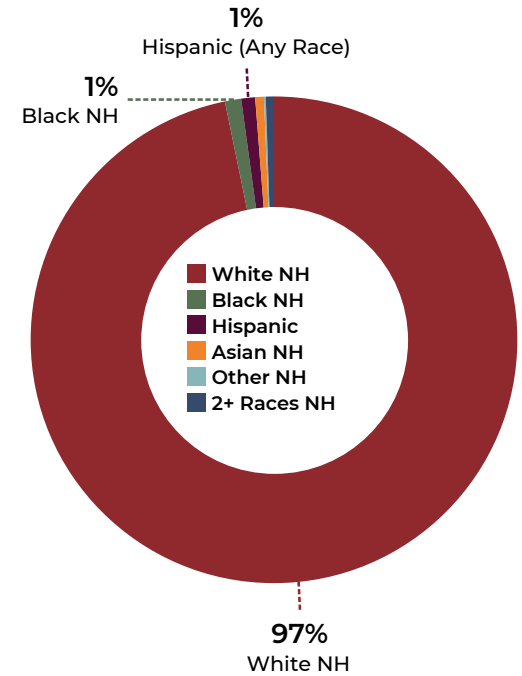


18%
to internet devices

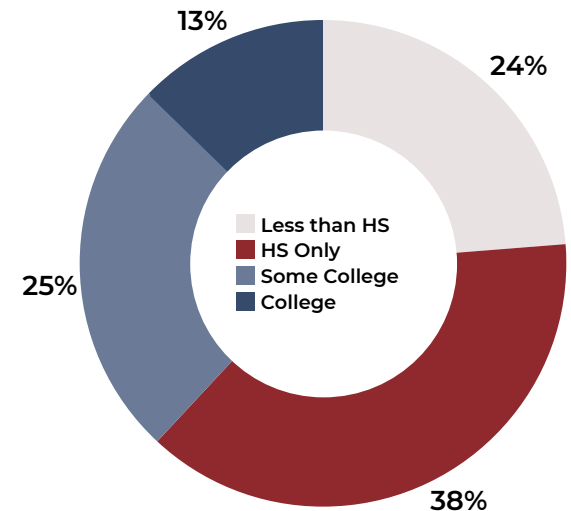
Areas Lacking Access to Healthy Foods



Race and Ethnicity



Education Completed



College Graduation in KY: 24%

Healthcare System



- 11** Hospitals
- 13** Federally-Qualified Health Centers
- 1** Geographic Health Professional Shortage Areas
- 19** Rural Health Clinics

Cancer-related Outcomes

Cancer Risk Factors



26%
currently
smoke



79%
unhealthy
weight



53%
physically
inactive



7%
unhealthy
drinking

Screening Rates & Late-Stage Diagnosis



21%
lung
screen

2nd of 15 ADDs

75%
late stage

3rd of 15 ADDs



72%
breast
screen

13th of 15 ADDs

31%
late stage

14th of 15 ADDs



64%
colorectal
screen

10th of 15 ADDs

44%
late stage

11th of 15 ADDs



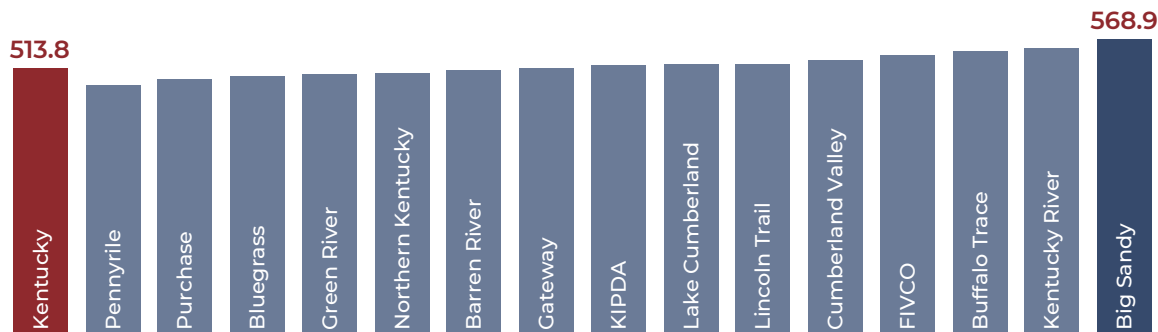
75%
Pap
screen

11th of 15 ADDs

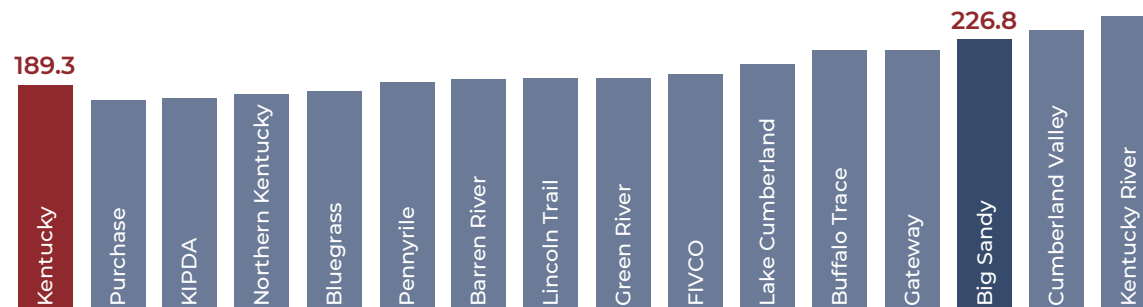
52%
late stage

13th of 15 ADDs

All Cancer Site Incidence (US rate: 438.3)



All Cancer Site Mortality (US rate: 147.5)



Top 5 Incidence Rates

Cancer Site	of 15 ADDs	Rate/100k
Female Breast	9th	120.1
Lung & Bronchus	14th	115.0
Prostate	7th	95.7
Endometrium	15th	35.4
Melanoma	4th	24.8

Top 5 Mortality Rates

Cancer Site	of 15 ADDs	Rate/100k
Lung & Bronchus	13th	79.0
Prostate	14th	23.8
Colon & Rectum	15th	23.3
Female Breast	5th	20.7
Pancreas	13th	12.7

Rates are age adjusted per 100k residents

For ranking "of 15 ADDs":
1st indicates best, 15th indicates worst

visit www.KYCancerNeeds.org
for more resources