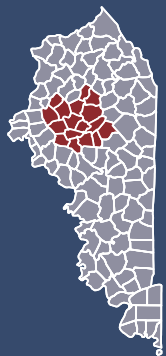


Social Determinants of Health



BLUEGRASS
AREA DEVELOPMENT DISTRICT (ADD)

2022 EDITION

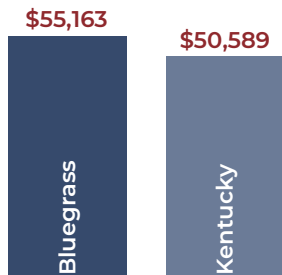
Population
820,275

Annual New
Cancer Cases
4,590

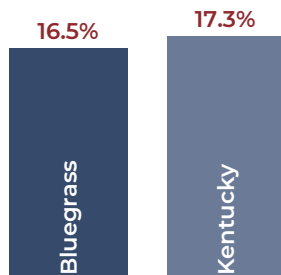


51% female | **22%** under 18 | **15%** over 64 | **6%** uninsured

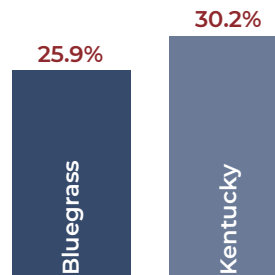
Median Income



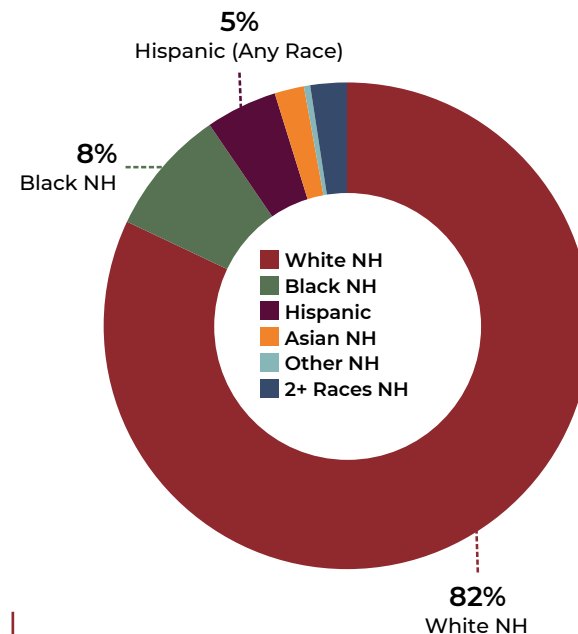
Below Poverty



On Medicaid



Race and Ethnicity



People Lacking Access



18%
to healthy foods

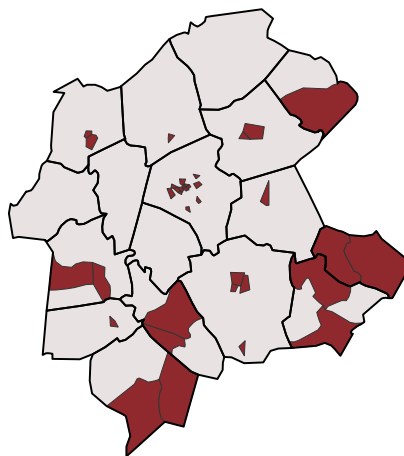


19%
to parks and gyms

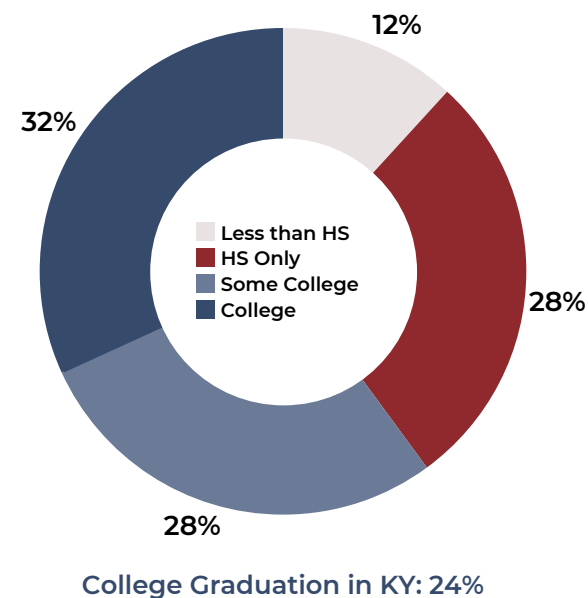


10%
to internet devices

Areas Lacking Access to Healthy Foods



Education Completed



Healthcare System



23 Hospitals | **40** Rural Health Clinics
45 Federally-Qualified Health Centers
2 Geographic Health Professional Shortage Areas

Cancer-related Outcomes

Cancer Risk Factors



19%
currently
smoke



66%
unhealthy
weight



43%
physically
inactive



21%
unhealthy
drinking

Screening Rates & Late-Stage Diagnosis



19%
lung
screen

4th of 15 ADDs

78%
late stage

9th of 15 ADDs



77%
breast
screen

6th of 15 ADDs

26%
late stage

5th of 15 ADDs



73%
colorectal
screen

3rd of 15 ADDs

42%
late stage

6th of 15 ADDs



84%
Pap
screen

4th of 15 ADDs

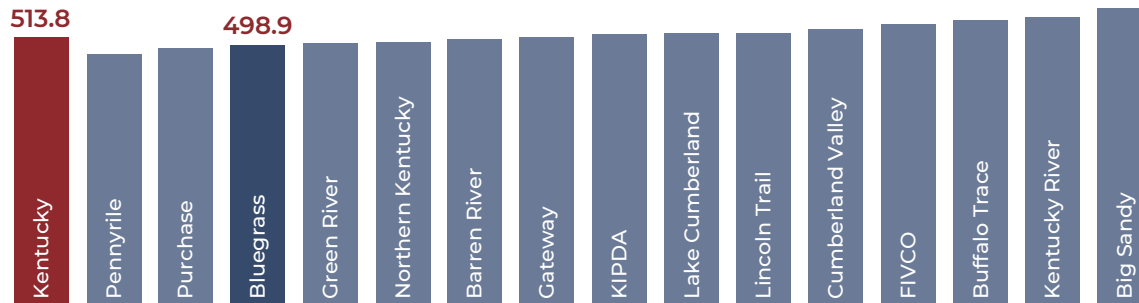
43%
late stage

6th of 15 ADDs

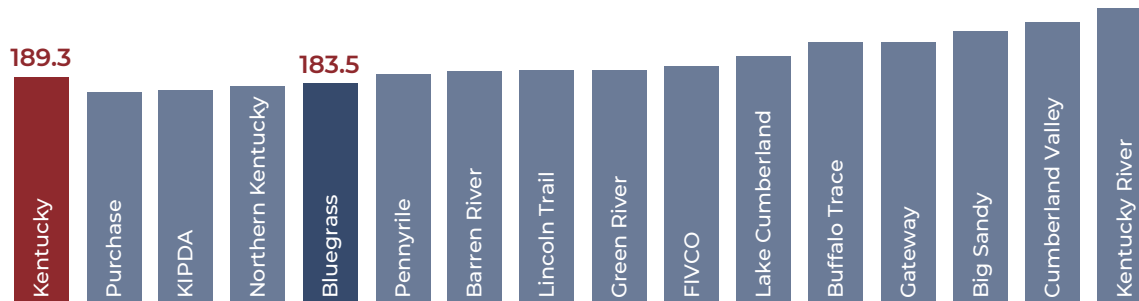
Top 5 Incidence Rates

Cancer Site	of 15 ADDs	Rate/100k
Female Breast	14th	137.6
Prostate	11th	103.3
Lung & Bronchus	1st	78.3
Endometrium	8th	29.4
Melanoma	13th	29.2

All Cancer Site Incidence (US rate: 438.3)



All Cancer Site Mortality (US rate: 147.5)



Top 5 Mortality Rates

Cancer Site	of 15 ADDs	Rate/100k
Lung & Bronchus	4th	58.4
Female Breast	9th	21.2
Prostate	12th	20.9
Colon & Rectum	3rd	15.0
Pancreas	2nd	9.7

Rates are age adjusted per 100k residents

For ranking "of 15 ADDs":
1st indicates best, 15th indicates worst

visit www.KYCancerNeeds.org
for more resources