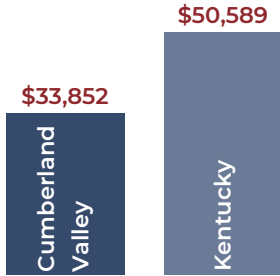


Social Determinants of Health

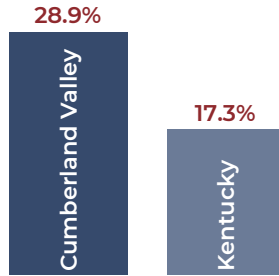


51% female | **23%** under 18 | **17%** over 64 | **6%** uninsured

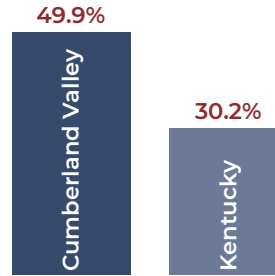
Median Income



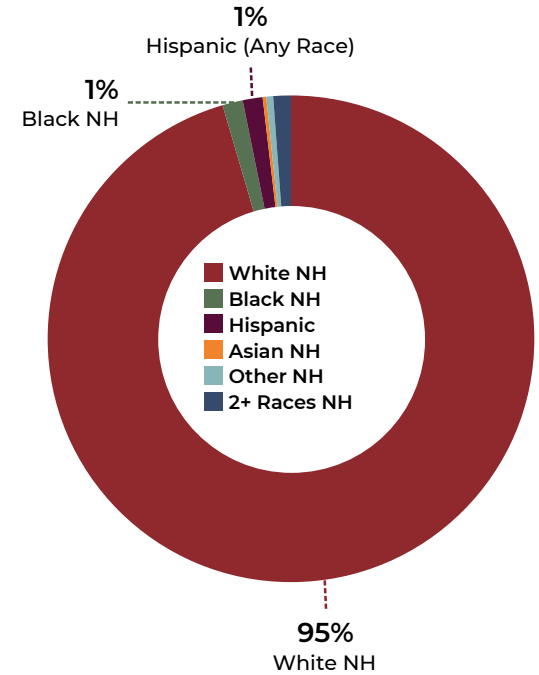
Below Poverty



On Medicaid



Race and Ethnicity



People Lacking Access



53% to healthy foods

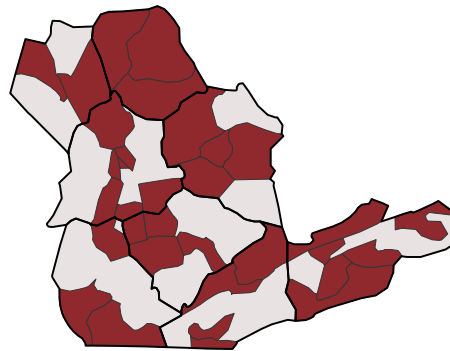


35% to parks and gyms

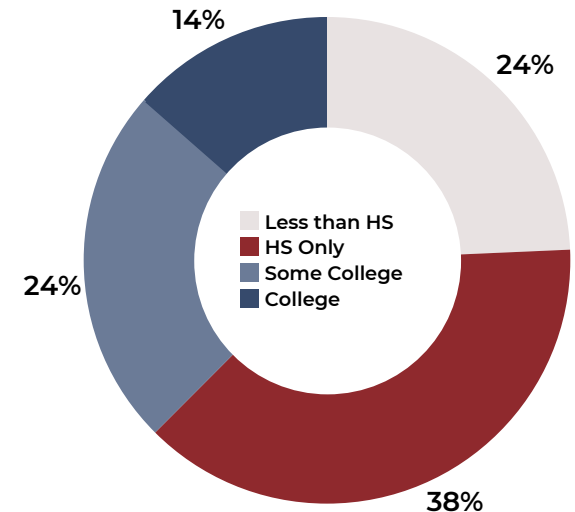


23% to internet devices

Areas Lacking Access to Healthy Foods



Education Completed



College Graduation in KY: 24%

Healthcare System



9 Hospitals | **57** Rural Health Clinics
56 Federally-Qualified Health Centers
3 Geographic Health Professional Shortage Areas

Population
231,900

Annual New Cancer Cases
1,537

Cancer-related Outcomes

Cancer Risk Factors



25%
currently
smoke



74%
unhealthy
weight



57%
physically
inactive



9%
unhealthy
drinking

Screening Rates & Late-Stage Diagnosis



16%
lung
screen

5th of 15 ADDs

82%
late stage

15th of 15 ADDs



71%
breast
screen

14th of 15 ADDs

31%
late stage

15th of 15 ADDs



70%
colorectal
screen

7th of 15 ADDs

45%
late stage

14th of 15 ADDs



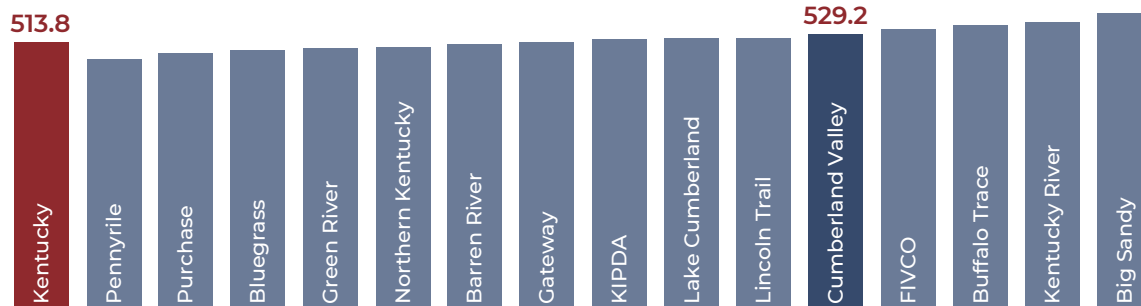
73%
Pap
screen

12th of 15 ADDs

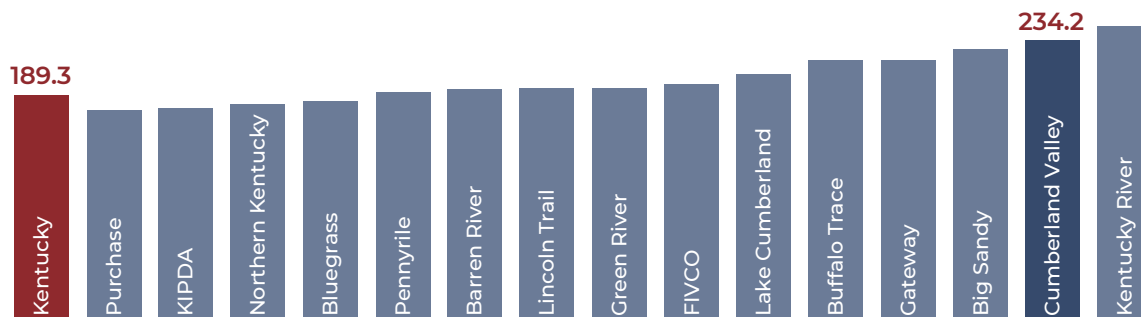
46%
late stage

9th of 15 ADDs

All Cancer Site Incidence (US rate: 438.3)



All Cancer Site Mortality (US rate: 147.5)



Top 5 Incidence Rates

Cancer Site	of 15 ADDs	Rate/100k
Female Breast	4th	114.4
Lung & Bronchus	13th	112.3
Prostate	2nd	83.8
Endometrium	10th	32.4
Melanoma	2nd	24.5

Top 5 Mortality Rates

Cancer Site	of 15 ADDs	Rate/100k
Lung & Bronchus	14th	86.2
Female Breast	13th	23.9
Prostate	10th	20.0
Colon & Rectum	11th	18.8
Pancreas	10th	11.6

Rates are age adjusted per 100k residents

For ranking "of 15 ADDs":
1st indicates best, 15th indicates worst

visit www.KYCancerNeeds.org
for more resources