

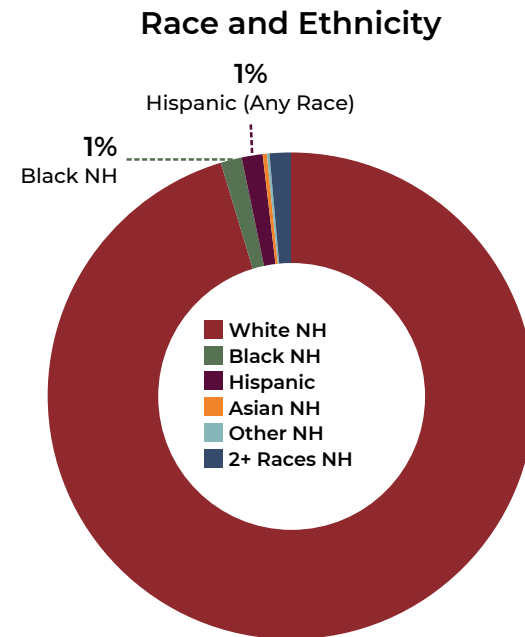
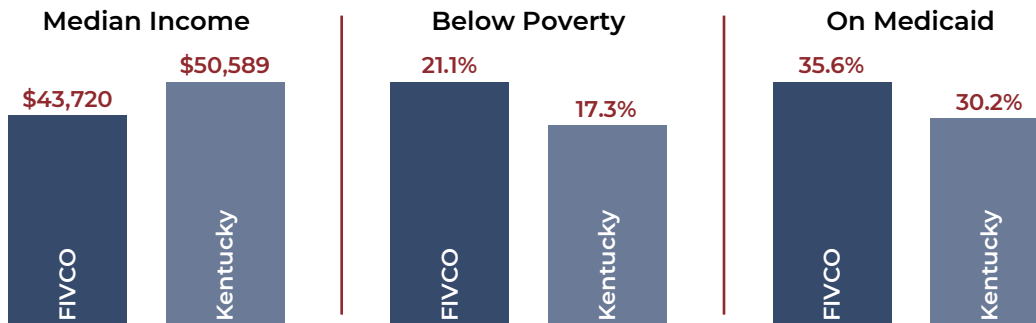
Social Determinants of Health



FIVCO
AREA DEVELOPMENT DISTRICT (ADD)
2022 EDITION



50% female | **22%** under 18 | **19%** over 64 | **6%** uninsured



People Lacking Access



17%
to healthy foods

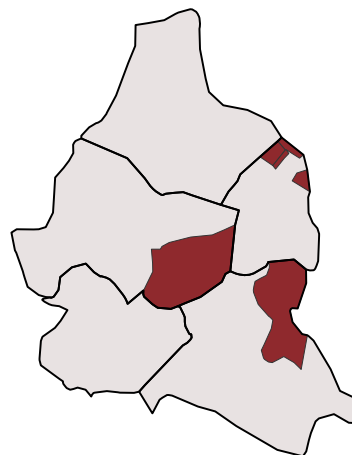


35%
to parks and gyms



17%
to internet devices

Areas Lacking Access to Healthy Foods

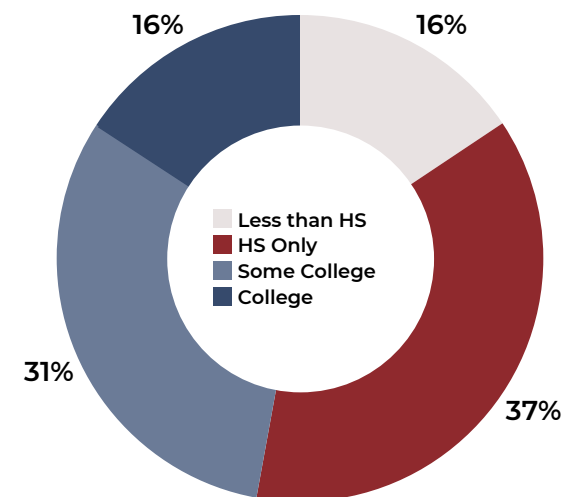


Healthcare System



- 2** Hospitals
- 3** Rural Health Clinics
- 6** Federally-Qualified Health Centers
- 0** Geographic Health Professional Shortage Areas

Education Completed



College Graduation in KY: 24%

Population
133,577

Annual New Cancer Cases
978

Cancer-related Outcomes

Cancer Risk Factors



28%
currently
smoke



72%
unhealthy
weight



59%
physically
inactive



11%
unhealthy
drinking

Screening Rates & Late-Stage Diagnosis



13%
lung
screen

9th of 15 ADDs

77%
late stage
7th of 15 ADDs



79%
breast
screen

5th of 15 ADDs

26%
late stage
8th of 15 ADDs



74%
colorectal
screen

2nd of 15 ADDs

40%
late stage
4th of 15 ADDs

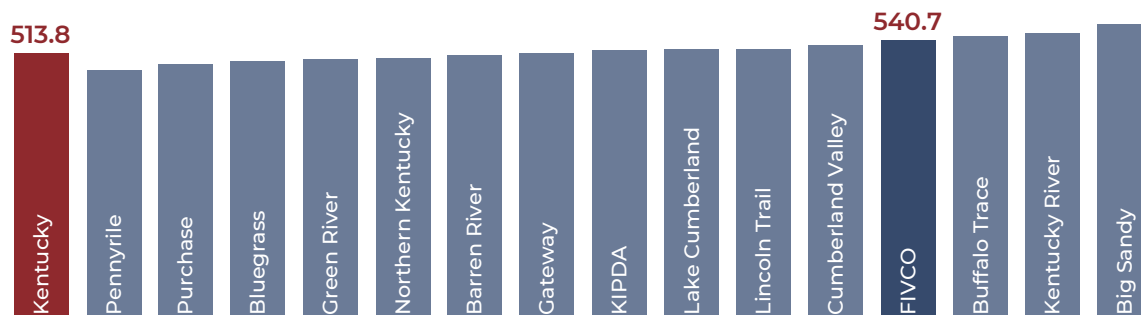


70%
Pap
screen

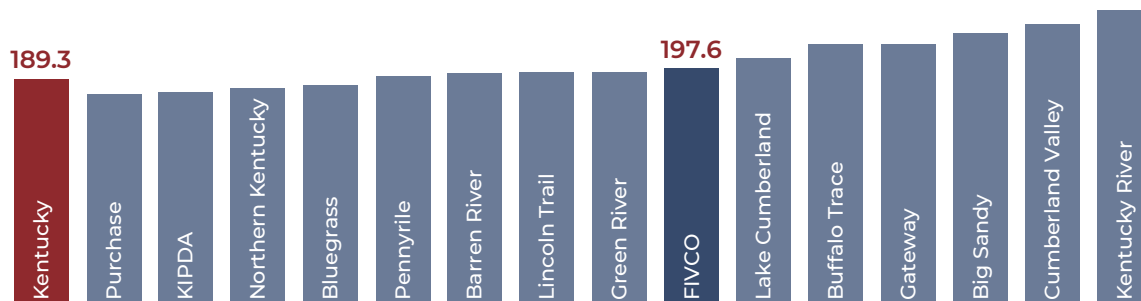
15th of 15 ADDs

31%
late stage
1st of 15 ADDs

All Cancer Site Incidence (US rate: 438.3)



All Cancer Site Mortality (US rate: 147.5)



Top 5 Incidence Rates

Cancer Site	of 15 ADDs	Rate/100k
Female Breast	8th	118.3
Prostate	10th	102.7
Lung & Bronchus	10th	95.3
Endometrium	11th	32.9
Melanoma	7th	27.6

Top 5 Mortality Rates

Cancer Site	of 15 ADDs	Rate/100k
Lung & Bronchus	8th	64.9
Female Breast	12th	21.9
Prostate	6th	18.6
Colon & Rectum	8th	18.0
Pancreas	5th	10.8

Rates are age adjusted per 100k residents

For ranking "of 15 ADDs":
1st indicates best, 15th indicates worst

visit www.KYCancerNeeds.org
for more resources