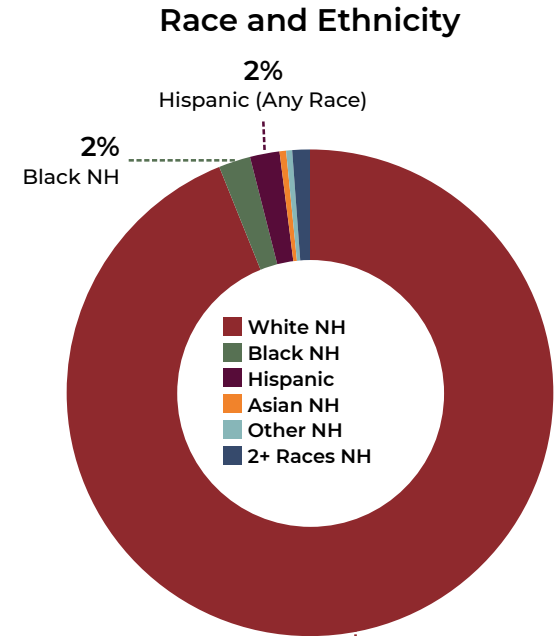
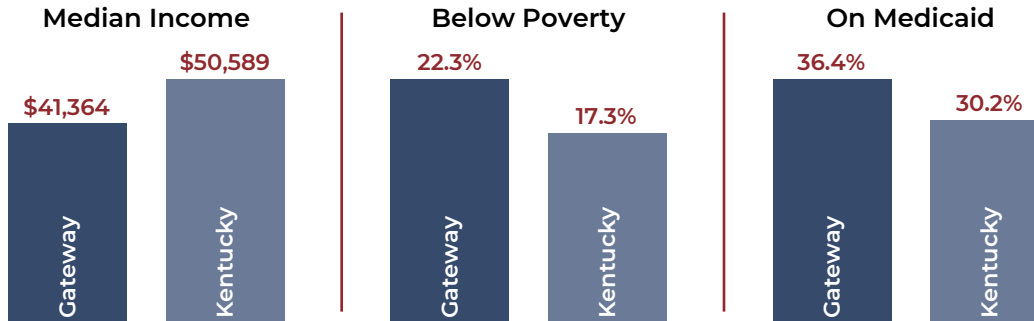


# Social Determinants of Health



**50%** female | **22%** under 18 | **16%** over 64 | **6%** uninsured



## People Lacking Access



**45%**  
to healthy foods

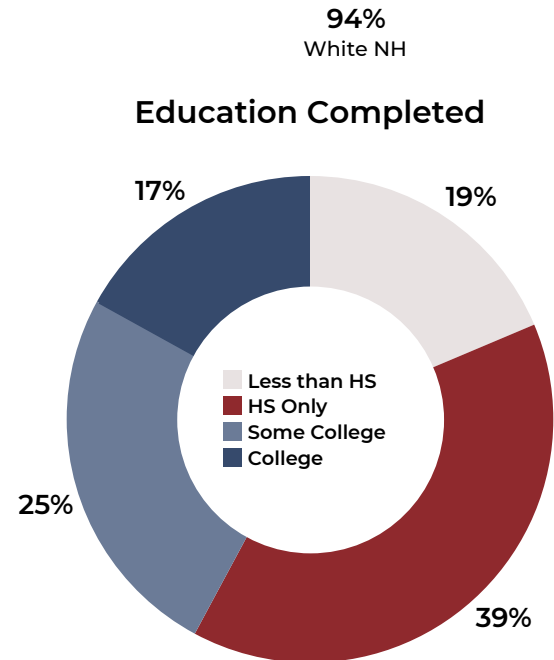
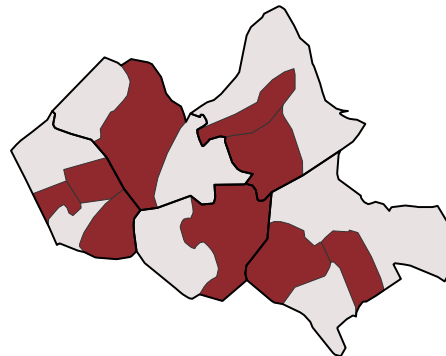


**28%**  
to parks and gyms



**17%**  
to internet devices

## Areas Lacking Access to Healthy Foods



College Graduation in KY: 24%

## Healthcare System



- 3** Hospitals
- 11** Rural Health Clinics
- 13** Federally-Qualified Health Centers
- 2** Geographic Health Professional Shortage Areas

Population  
**84,477**

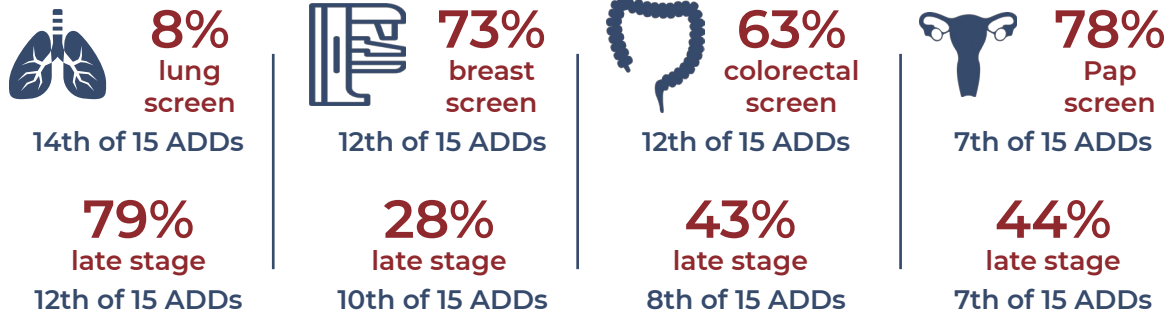
Annual New Cancer Cases  
**509**

# Cancer-related Outcomes

## Cancer Risk Factors



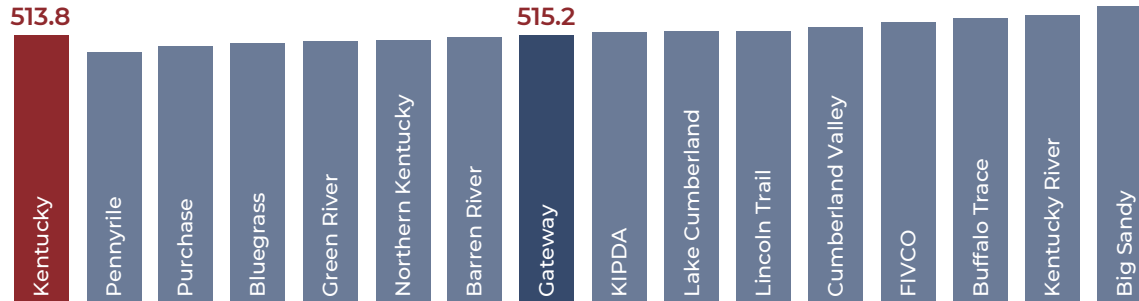
## Screening Rates & Late-Stage Diagnosis



## Top 5 Incidence Rates

Cancer Site	of 15 ADDs	Rate/100k
Female Breast	1st	106.3
Lung & Bronchus	12th	100.6
Prostate	1st	78.0
Endometrium	13th	34.9
Melanoma	6th	27.3

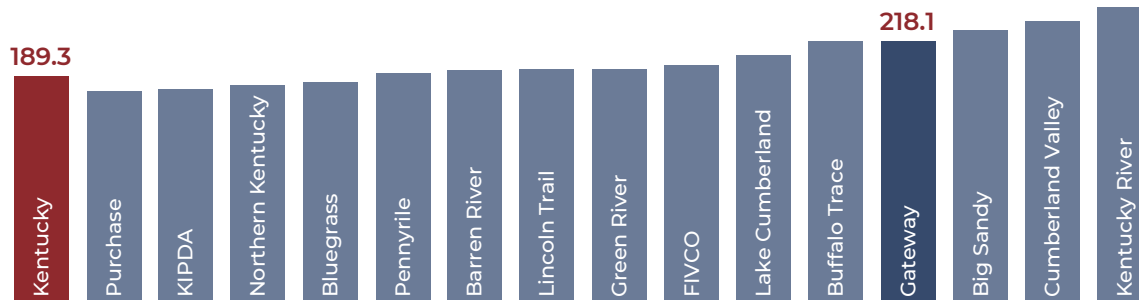
## All Cancer Site Incidence (US rate: 438.3)



## Top 5 Mortality Rates

Cancer Site	of 15 ADDs	Rate/100k
Lung & Bronchus	11th	76.6
Female Breast	15th	25.7
Colon & Rectum	9th	18.2
Prostate	2nd	17.5
Pancreas	15th	13.6

## All Cancer Site Mortality (US rate: 147.5)



Rates are age adjusted per 100k residents

For ranking "of 15 ADDs":  
1st indicates best, 15th indicates worst

visit [www.KYCancerNeeds.org](http://www.KYCancerNeeds.org)  
for more resources