

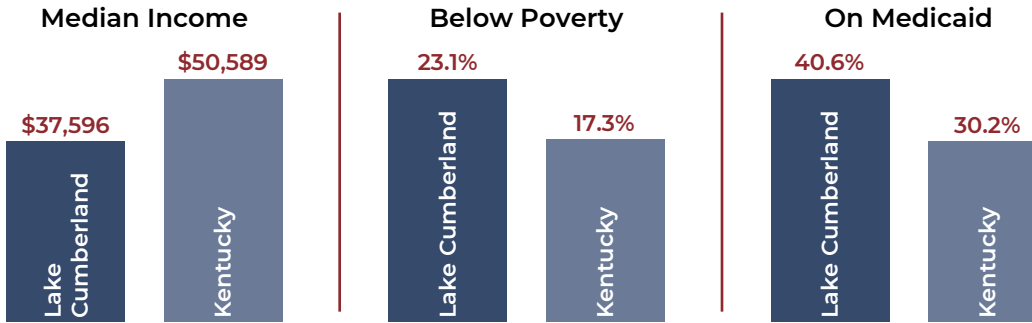
Population
208,686

Annual New
Cancer Cases
1,447

Social Determinants of Health



51% female | **22%** under 18 | **19%** over 64 | **7%** uninsured



People Lacking Access



39%
to healthy foods

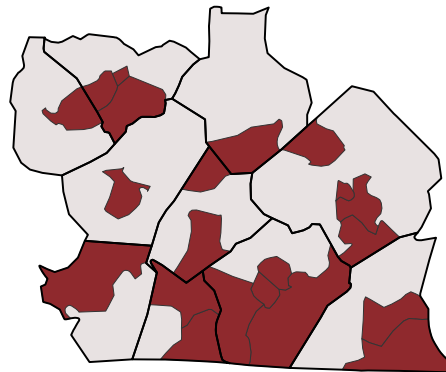


38%
to parks and gyms

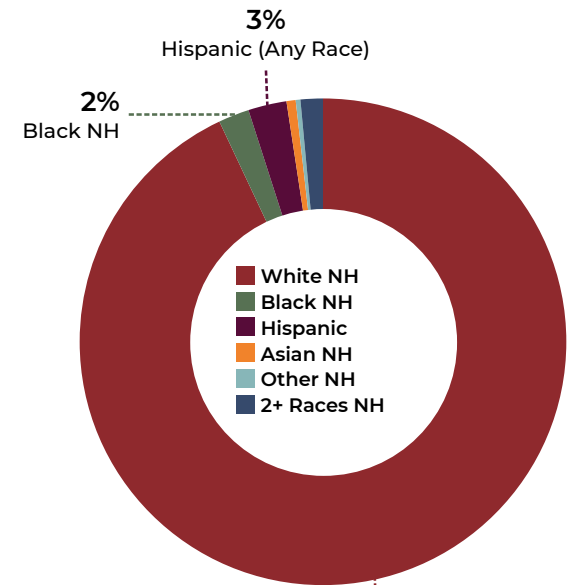


22%
to internet devices

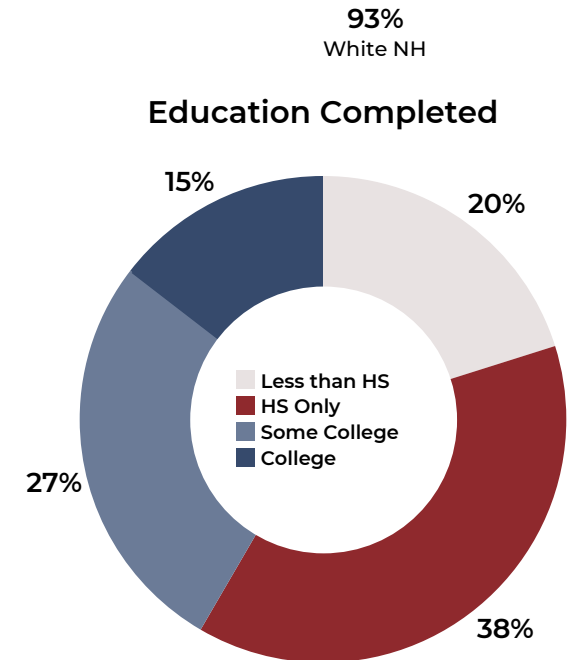
Areas Lacking Access to Healthy Foods



Race and Ethnicity



Education Completed



College Graduation in KY: 24%

Healthcare System



9 Hospitals | **32** Rural Health Clinics
51 Federally-Qualified Health Centers
4 Geographic Health Professional Shortage Areas

Cancer-related Outcomes

Cancer Risk Factors



24%
currently
smoke



71%
unhealthy
weight



62%
physically
inactive



10%
unhealthy
drinking

Screening Rates & Late-Stage Diagnosis



13%
lung
screen

7th of 15 ADDs

79%
late stage

13th of 15 ADDs



69%
breast
screen

15th of 15 ADDs

26%
late stage

6th of 15 ADDs



55%
colorectal
screen

15th of 15 ADDs

44%
late stage

12th of 15 ADDs



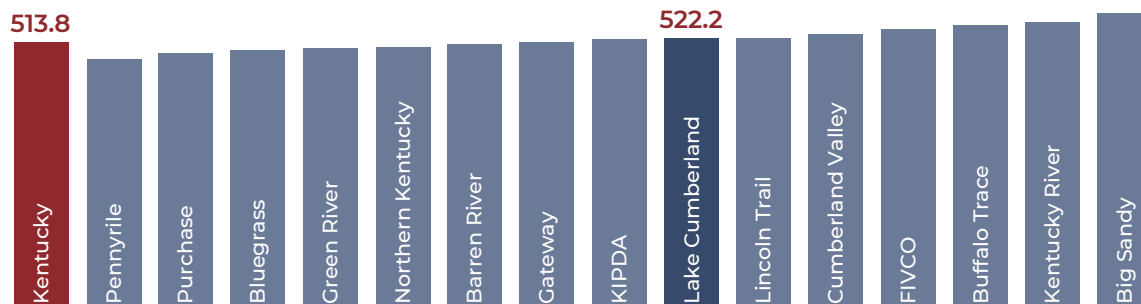
72%
Pap
screen

13th of 15 ADDs

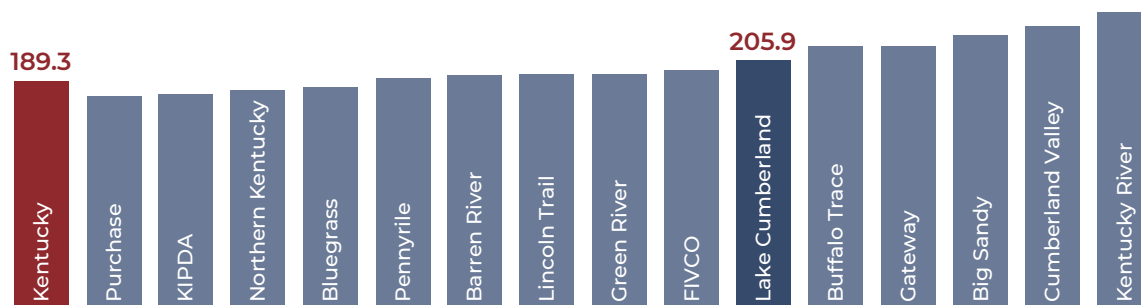
58%
late stage

14th of 15 ADDs

All Cancer Site Incidence (US rate: 438.3)



All Cancer Site Mortality (US rate: 147.5)



Top 5 Incidence Rates

Cancer Site	of 15 ADDs	Rate/100k
Female Breast	7th	115.2
Prostate	5th	95.2
Lung & Bronchus	9th	94.6
Melanoma	9th	28.6
Endometrium	6th	27.7

Top 5 Mortality Rates

Cancer Site	of 15 ADDs	Rate/100k
Lung & Bronchus	10th	70.8
Female Breast	8th	21.1
Colon & Rectum	12th	19.7
Prostate	4th	18.1
Pancreas	1st	9.1

Rates are age adjusted per 100k residents

For ranking "of 15 ADDs":
1st indicates best, 15th indicates worst

visit www.KYCancerNeeds.org
for more resources