

Population  
**302,859**

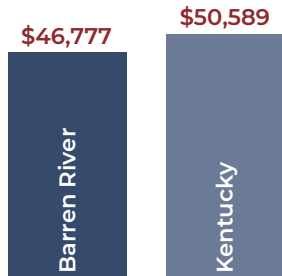
Annual New  
Cancer Cases  
**1,797**

# Social Determinants of Health

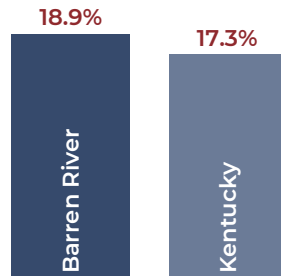


**51%** female | **23%** under 18 | **16%** over 64 | **6%** uninsured

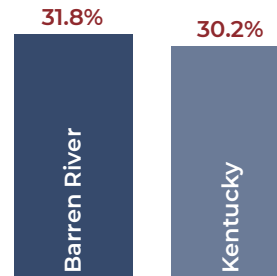
## Median Income



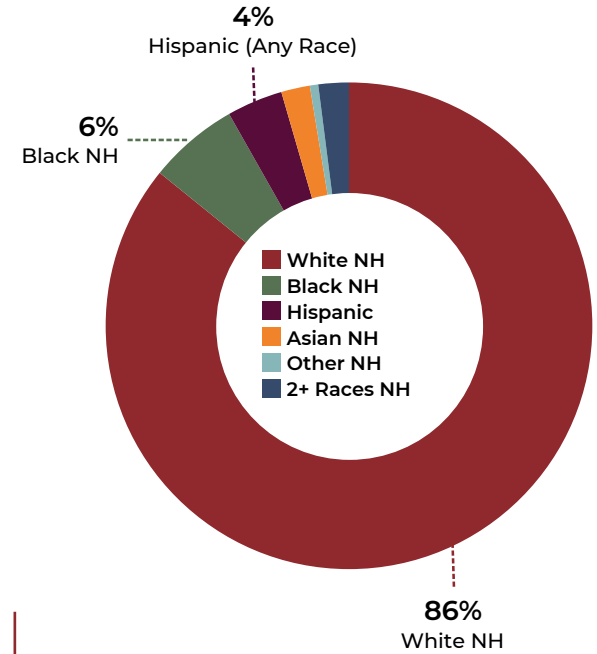
## Below Poverty



## On Medicaid



## Race and Ethnicity



## People Lacking Access



**20%**  
to healthy foods

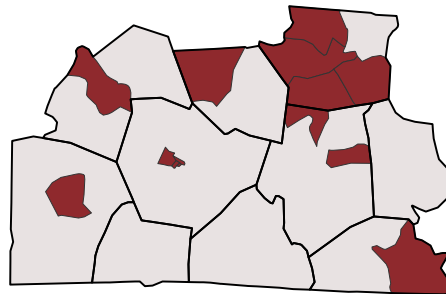


**48%**  
to parks and gyms

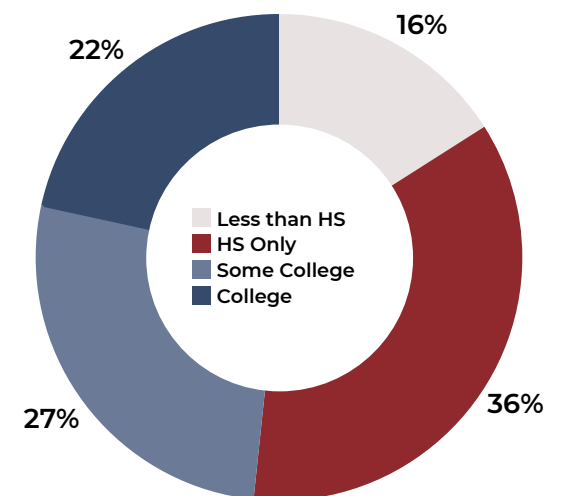


**15%**  
to internet devices

## Areas Lacking Access to Healthy Foods



## Education Completed



College Graduation in KY: 24%

## Healthcare System



- 11** Hospitals
- 19** Rural Health Clinics
- 22** Federally-Qualified Health Centers
- 2** Geographic Health Professional Shortage Areas

# Cancer-related Outcomes

## Cancer Risk Factors



**29%**  
currently  
smoke



**69%**  
unhealthy  
weight



**51%**  
physically  
inactive



**15%**  
unhealthy  
drinking

## Screening Rates & Late-Stage Diagnosis



**8%**  
lung  
screen

12th of 15 ADDs

**77%**  
late stage

6th of 15 ADDs



**74%**  
breast  
screen

9th of 15 ADDs

**27%**  
late stage

9th of 15 ADDs



**63%**  
colorectal  
screen

11th of 15 ADDs

**40%**  
late stage

5th of 15 ADDs



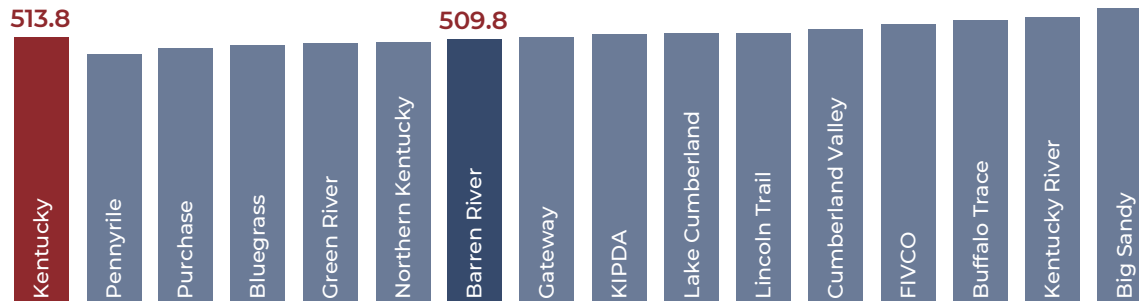
**76%**  
Pap  
screen

9th of 15 ADDs

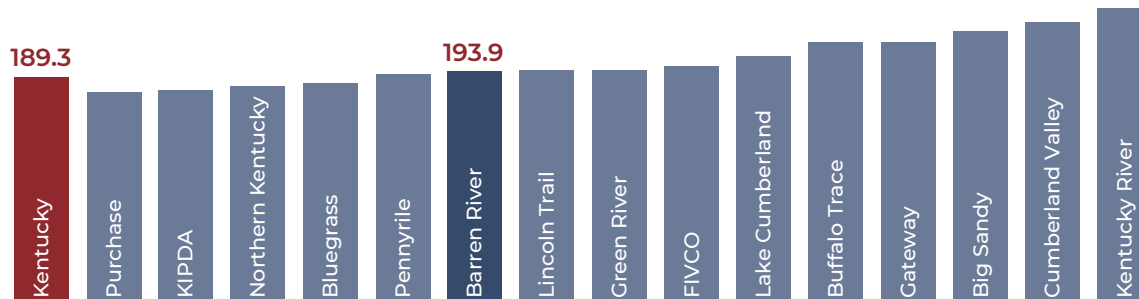
**51%**  
late stage

12th of 15 ADDs

## All Cancer Site Incidence (US rate: 438.3)



## All Cancer Site Mortality (US rate: 147.5)



## Top 5 Incidence Rates

Cancer Site	of 15 ADDs	Rate/100k
Female Breast	3rd	114.0
Prostate	8th	95.9
Lung & Bronchus	8th	92.5
Melanoma	10th	28.8
Endometrium	4th	23.0

## Top 5 Mortality Rates

Cancer Site	of 15 ADDs	Rate/100k
Lung & Bronchus	7th	64.0
Female Breast	6th	20.7
Prostate	9th	19.5
Colon & Rectum	7th	17.7
Pancreas	8th	11.2

Rates are age adjusted per 100k residents

For ranking "of 15 ADDs":  
1st indicates best, 15th indicates worst

visit [www.KYCancerNeeds.org](http://www.KYCancerNeeds.org)  
for more resources