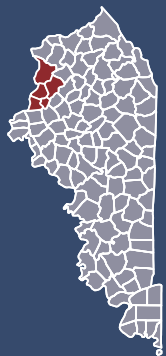


Social Determinants of Health

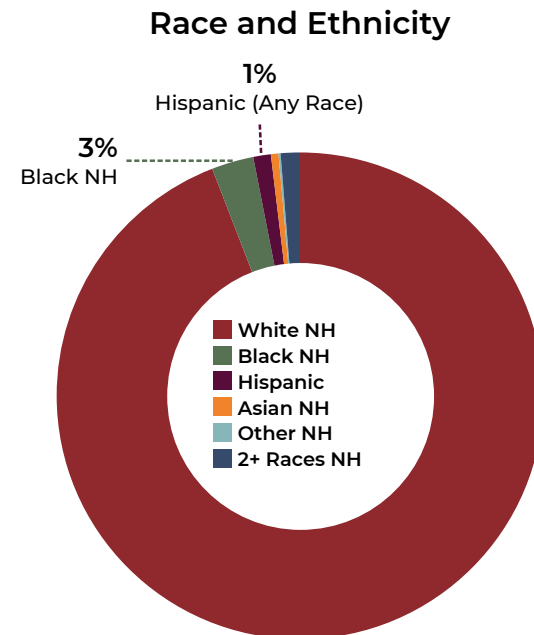
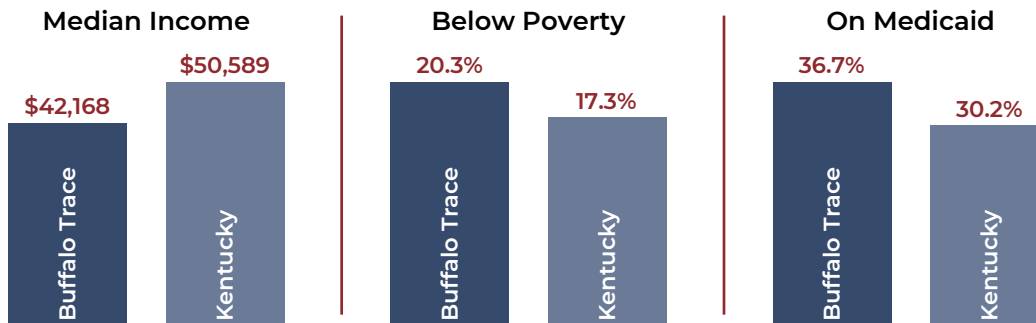


BUFFALO TRACE
AREA DEVELOPMENT DISTRICT (ADD)

2022 EDITION



50% female | **23%** under 18 | **18%** over 64 | **7%** uninsured



People Lacking Access



23%
to healthy foods

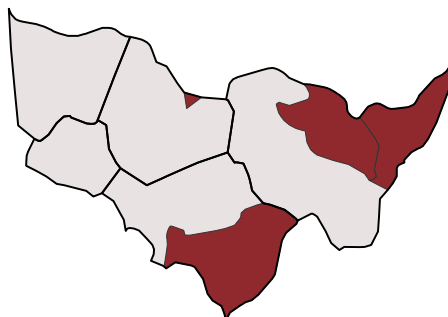


52%
to parks and gyms

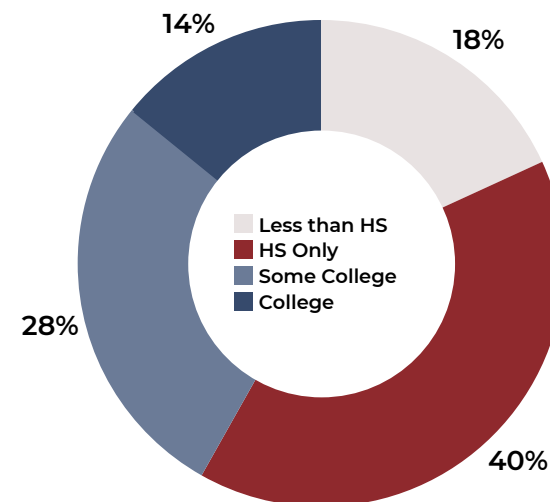


21%
to internet devices

Areas Lacking Access to Healthy Foods



Education Completed



College Graduation in KY: 24%

Healthcare System



- 2** Hospitals
- 7** Federally-Qualified Health Centers
- 1** Rural Health Clinics
- 1** Geographic Health Professional Shortage Areas

Population
55,470

Annual New
Cancer Cases
400

Cancer-related Outcomes

Cancer Risk Factors



30%
currently
smoke



73%
unhealthy
weight



65%
physically
inactive



13%
unhealthy
drinking

Screening Rates & Late-Stage Diagnosis



5%
lung
screen

15th of 15 ADDs

75%
late stage

2nd of 15 ADDs



74%
breast
screen

11th of 15 ADDs

22%
late stage

1st of 15 ADDs



59%
colorectal
screen

14th of 15 ADDs

44%
late stage

10th of 15 ADDs



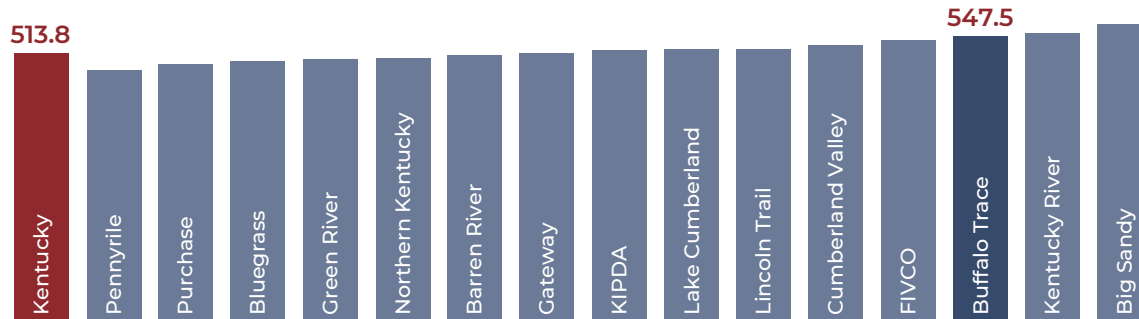
70%
Pap
screen

14th of 15 ADDs

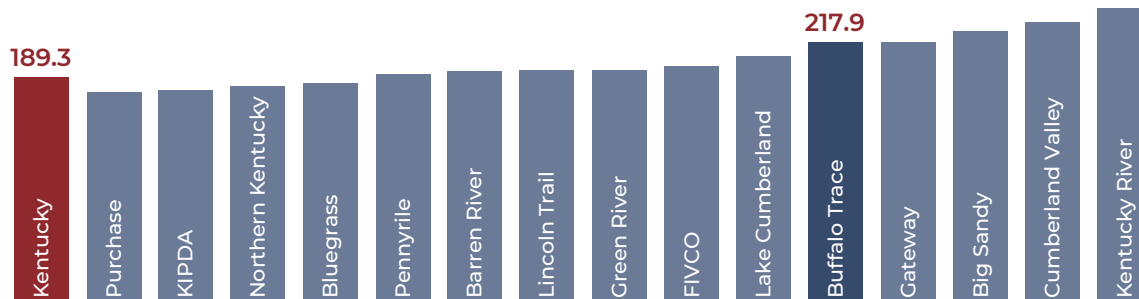
n/a

late stage
n/a of 15 ADDs

All Cancer Site Incidence (US rate: 438.3)



All Cancer Site Mortality (US rate: 147.5)



Top 5 Incidence Rates

Cancer Site	of 15 ADDs	Rate/100k
Female Breast	15th	137.9
Lung & Bronchus	11th	97.4
Prostate	6th	95.4
Endometrium	14th	35.3
Melanoma	3rd	24.6

Top 5 Mortality Rates

Cancer Site	of 15 ADDs	Rate/100k
Lung & Bronchus	12th	78.0
Colon & Rectum	14th	23.3
Female Breast	4th	20.4
Prostate	7th	18.9
Pancreas	9th	11.4

Rates are age adjusted per 100k residents

For ranking "of 15 ADDs":
1st indicates best, 15th indicates worst

visit www.KYCancerNeeds.org
for more resources