

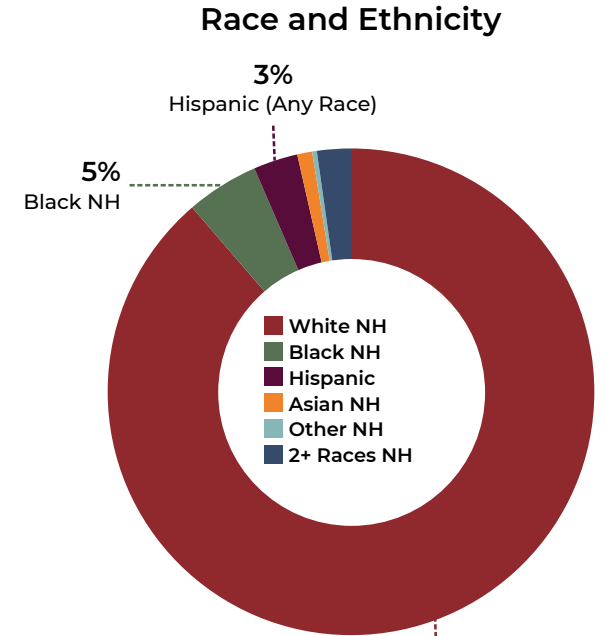
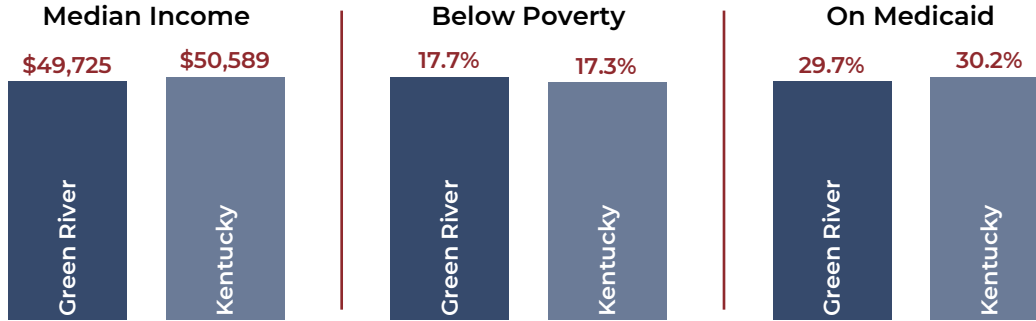
Population  
**216,083**

Annual New  
Cancer Cases  
**1,367**

# Social Determinants of Health



**51%** female | **24%** under 18 | **17%** over 64 | **5%** uninsured



## People Lacking Access



**13%**  
to healthy foods

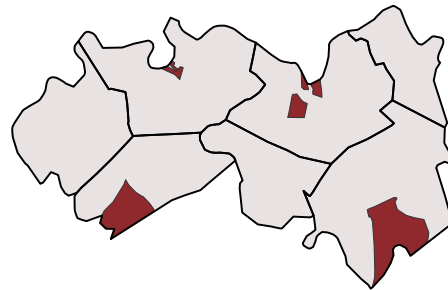


**37%**  
to parks and gyms

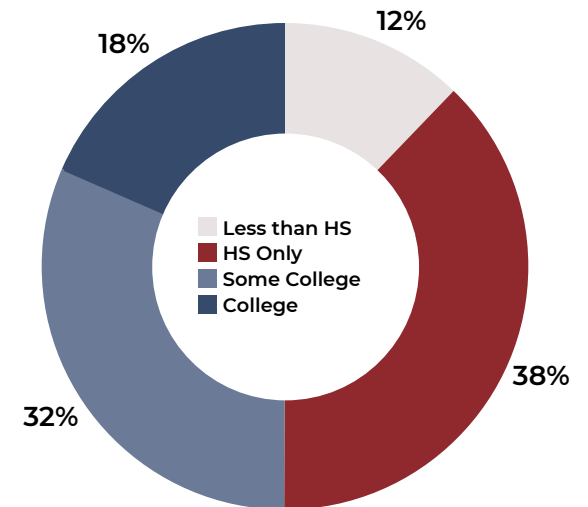


**14%**  
to internet devices

## Areas Lacking Access to Healthy Foods



## Education Completed



College Graduation in KY: 24%

## Healthcare System



- 5** Hospitals
- 4** Rural Health Clinics
- 7** Federally-Qualified Health Centers
- 3** Geographic Health Professional Shortage Areas

# Cancer-related Outcomes

## Cancer Risk Factors



**22%**  
currently  
smoke



**71%**  
unhealthy  
weight



**51%**  
physically  
inactive



**18%**  
unhealthy  
drinking

## Screening Rates & Late-Stage Diagnosis



**13%**  
lung  
screen

8th of 15 ADDs

**72%**  
late stage  
1st of 15 ADDs



**81%**  
breast  
screen

2nd of 15 ADDs

**24%**  
late stage  
4th of 15 ADDs



**73%**  
colorectal  
screen

4th of 15 ADDs

**44%**  
late stage  
9th of 15 ADDs

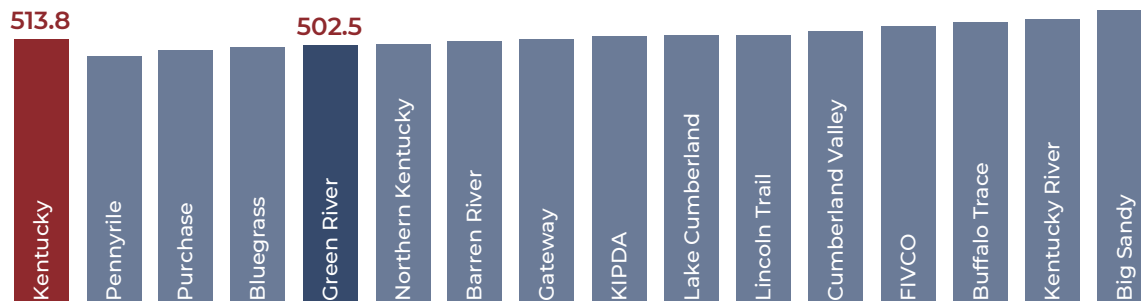


**79%**  
Pap  
screen

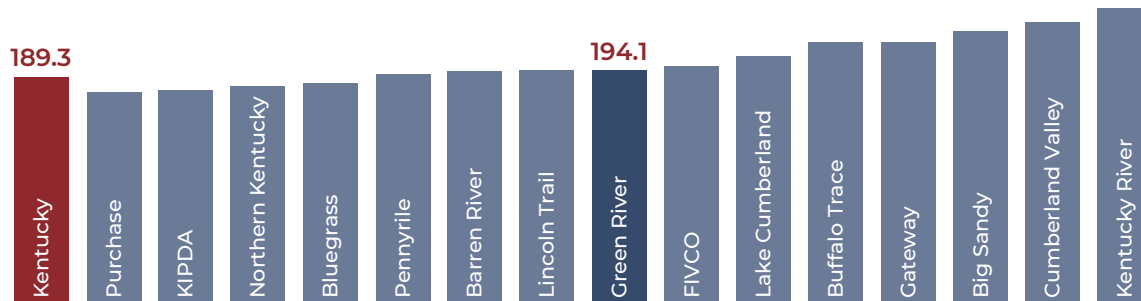
6th of 15 ADDs

**45%**  
late stage  
8th of 15 ADDs

## All Cancer Site Incidence (US rate: 438.3)



## All Cancer Site Mortality (US rate: 147.5)



## Top 5 Incidence Rates

Cancer Site	of 15 ADDs	Rate/100k
Female Breast	11th	131.3
Prostate	14th	108.3
Lung & Bronchus	6th	85.9
Melanoma	5th	26.8
Urinary Bladder	11th	24.0

## Top 5 Mortality Rates

Cancer Site	of 15 ADDs	Rate/100k
Lung & Bronchus	6th	62.2
Female Breast	3rd	19.6
Prostate	8th	19.3
Colon & Rectum	4th	15.5
Pancreas	3rd	10.3

Rates are age adjusted per 100k residents

For ranking "of 15 ADDs":  
1st indicates best, 15th indicates worst

visit [www.KYCancerNeeds.org](http://www.KYCancerNeeds.org)  
for more resources