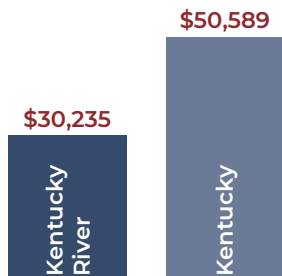


Social Determinants of Health

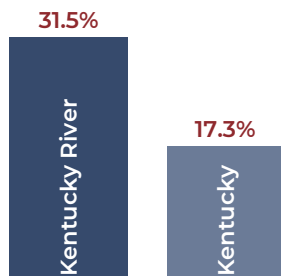


51% female | **21%** under 18 | **17%** over 64 | **5%** uninsured

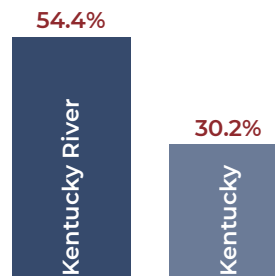
Median Income



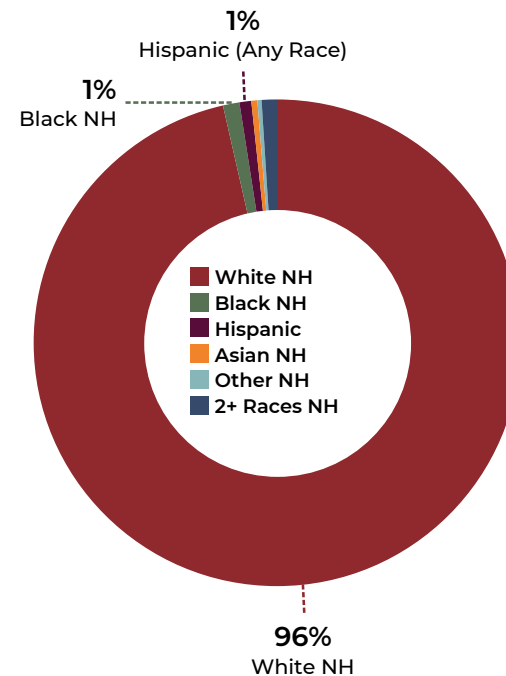
Below Poverty



On Medicaid



Race and Ethnicity



KENTUCKY RIVER
AREA DEVELOPMENT DISTRICT (ADD)

2022 EDITION

People Lacking Access



62% to healthy foods

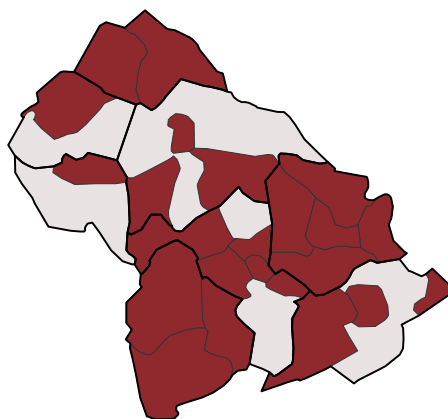


34% to parks and gyms

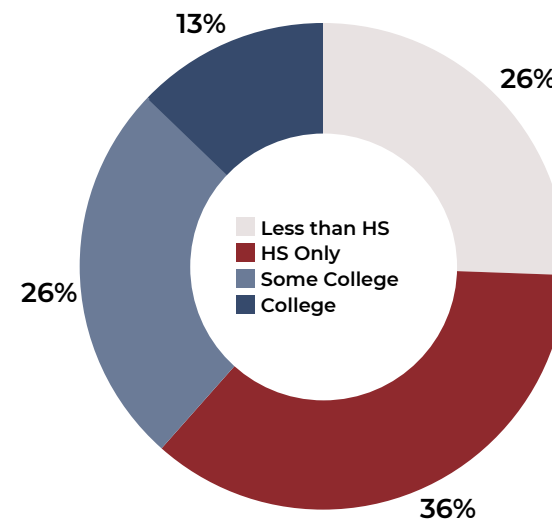


23% to internet devices

Areas Lacking Access to Healthy Foods



Education Completed



College Graduation in KY: 24%

Healthcare System



- 4 Hospitals
- 25 Rural Health Clinics
- 32 Federally-Qualified Health Centers
- 4 Geographic Health Professional Shortage Areas

Population
105,969

Annual New Cancer Cases
777

Cancer-related Outcomes

Cancer Risk Factors



31%
currently
smoke



78%
unhealthy
weight



72%
physically
inactive



7%
unhealthy
drinking

Screening Rates & Late-Stage Diagnosis



11%
lung
screen

11th of 15 ADDs

81%
late stage

14th of 15 ADDs



75%
breast
screen

8th of 15 ADDs

29%
late stage

12th of 15 ADDs



60%
colorectal
screen

13th of 15 ADDs

46%
late stage

15th of 15 ADDs



77%
Pap
screen

8th of 15 ADDs

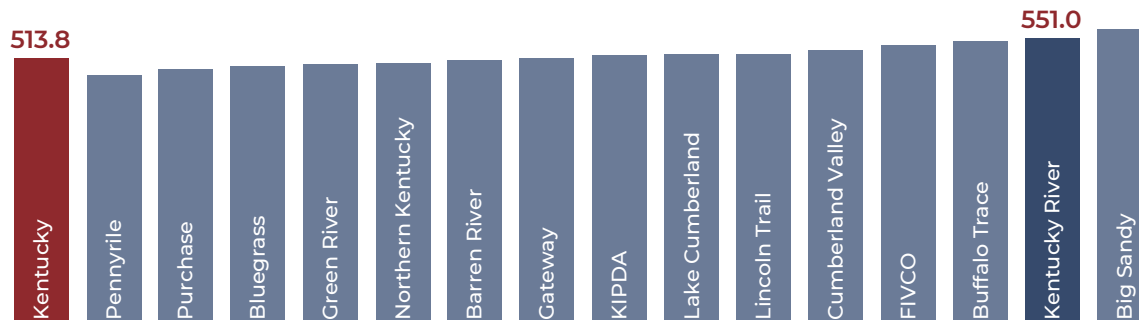
50%
late stage

11th of 15 ADDs

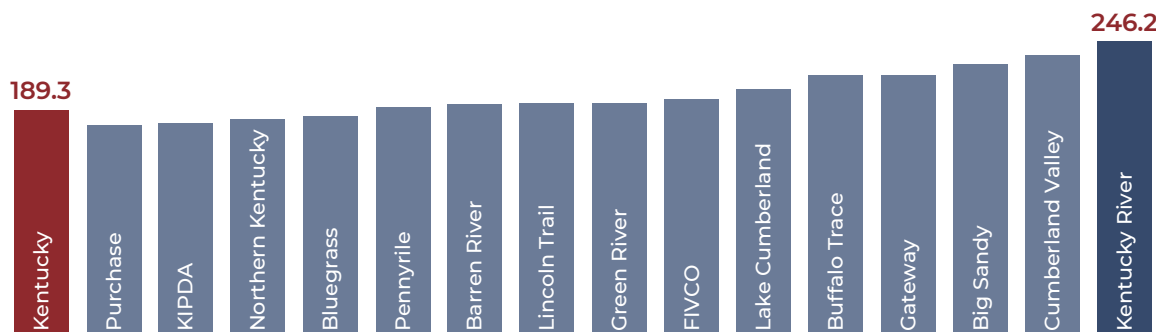
Top 5 Incidence Rates

Cancer Site	of 15 ADDs	Rate/100k
Lung & Bronchus	15th	116.8
Female Breast	5th	114.5
Prostate	3rd	84.9
Endometrium	12th	34.1
Melanoma	4th	24.8

All Cancer Site Incidence (US rate: 438.3)



All Cancer Site Mortality (US rate: 147.5)



Top 5 Mortality Rates

Cancer Site	of 15 ADDs	Rate/100k
Lung & Bronchus	15th	91.9
Prostate	15th	24.2
Female Breast	14th	24.1
Colon & Rectum	13th	20.0
Pancreas	14th	12.8

Rates are age adjusted per 100k residents

For ranking "of 15 ADDs":
1st indicates best, 15th indicates worst

visit www.KYCancerNeeds.org
for more resources