

Population
196,001

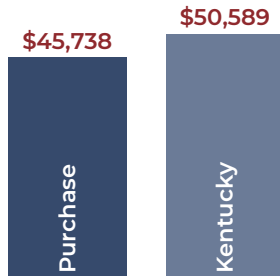
Annual New
Cancer Cases
1,293

Social Determinants of Health

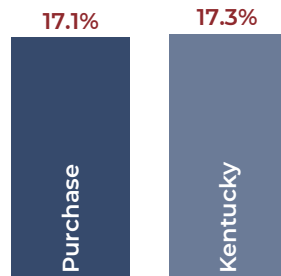


51% female | **21%** under 18 | **19%** over 64 | **6%** uninsured

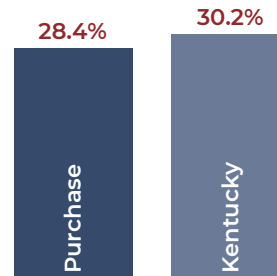
Median Income



Below Poverty



On Medicaid



People Lacking Access



18%
to healthy foods

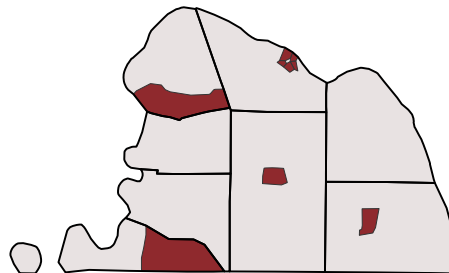


38%
to parks and gyms

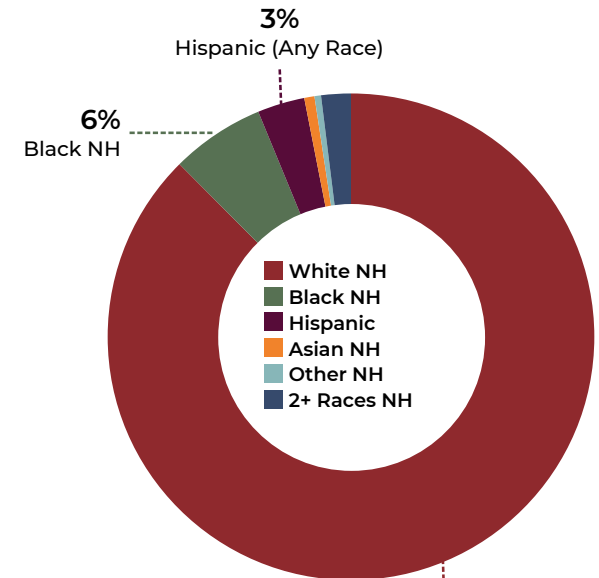


14%
to internet devices

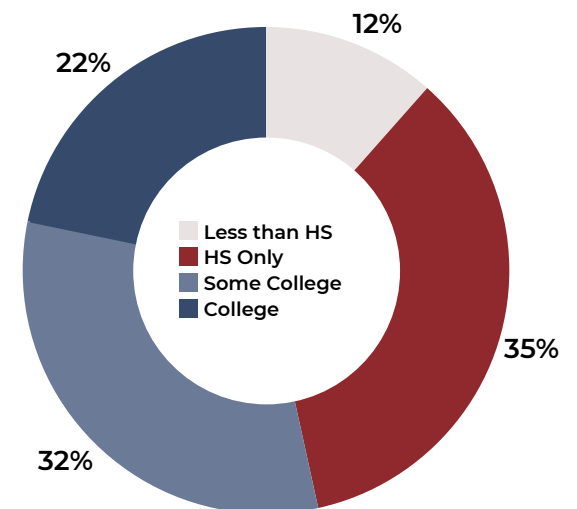
Areas Lacking Access to Healthy Foods



Race and Ethnicity



Education Completed



College Graduation in KY: 24%

Healthcare System



- 6** Hospitals
- 9** Rural Health Clinics
- 6** Federally-Qualified Health Centers
- 1** Geographic Health Professional Shortage Areas

Cancer-related Outcomes

Cancer Risk Factors



23%
currently
smoke



68%
unhealthy
weight



55%
physically
inactive



15%
unhealthy
drinking

Screening Rates & Late-Stage Diagnosis



21%
lung
screen

3rd of 15 ADDs

78%
late stage

10th of 15 ADDs



84%
breast
screen

1st of 15 ADDs

23%
late stage

2nd of 15 ADDs



78%
colorectal
screen

1st of 15 ADDs

36%
late stage

1st of 15 ADDs



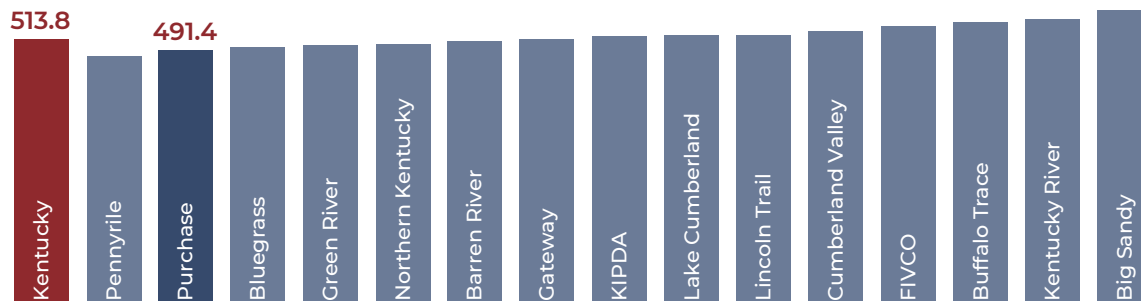
86%
Pap
screen

1st of 15 ADDs

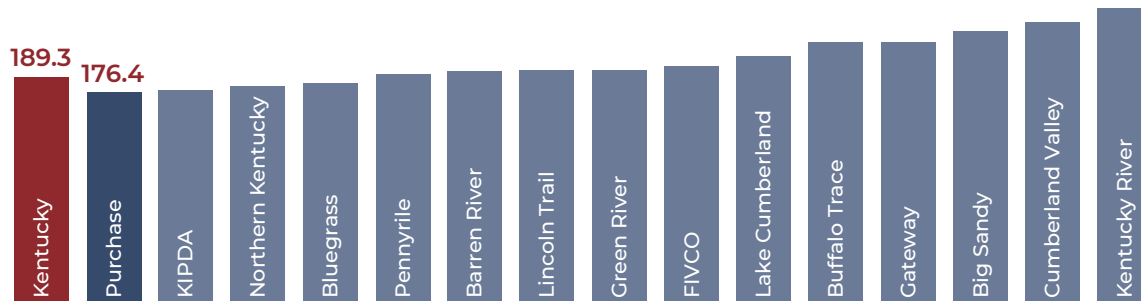
38%
late stage

4th of 15 ADDs

All Cancer Site Incidence (US rate: 438.3)



All Cancer Site Mortality (US rate: 147.5)



Top 5 Incidence Rates

Cancer Site	of 15 ADDs	Rate/100k
Female Breast	10th	126.3
Prostate	12th	104.2
Lung & Bronchus	2nd	78.5
Melanoma	14th	33.6
Urinary Bladder	10th	23.9

Top 5 Mortality Rates

Cancer Site	of 15 ADDs	Rate/100k
Lung & Bronchus	1st	54.7
Prostate	5th	18.1
Female Breast	1st	16.2
Colon & Rectum	1st	13.2
Pancreas	12th	12.7

Rates are age adjusted per 100k residents

For ranking "of 15 ADDs":
1st indicates best, 15th indicates worst

visit www.KYCancerNeeds.org
for more resources