

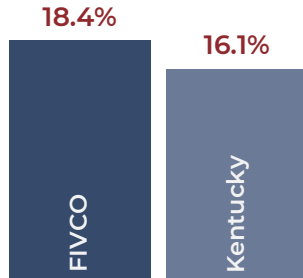


# Social Determinants of Health

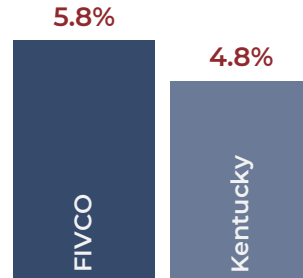


**55%** rural | **21%** age 65+ | **31%** medicaid | **6%** uninsured

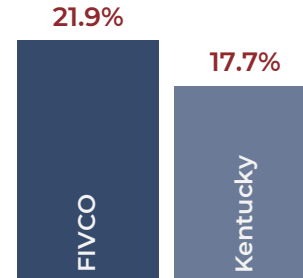
## Below Poverty



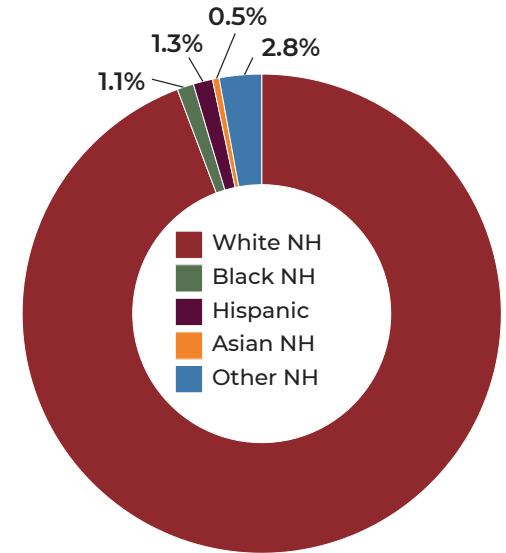
## Annual Unemployment



## On Disability



## Race and Ethnicity



**FIVCO**  
AREA DEVELOPMENT DISTRICT (ADD)  
2025 EDITION

## PEOPLE LACKING ACCESS



**9%**  
to healthy foods



**49%**  
to parks and gyms



**16%**  
to high-speed  
broadband

## FEDERALLY-QUALIFIED HEALTH CENTER SITES

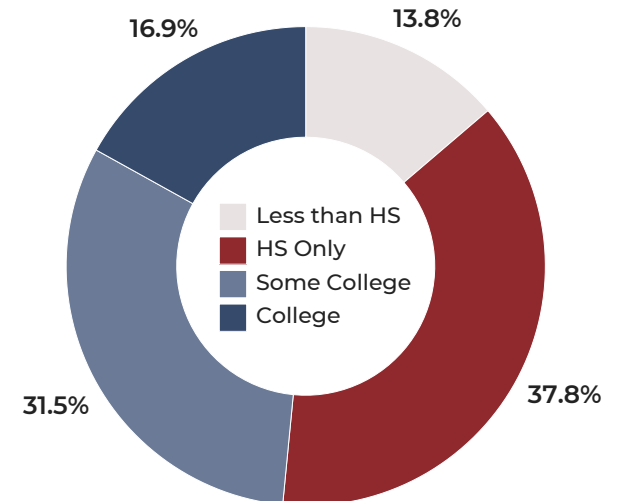


## HEALTHCARE SYSTEM



**2** Hospitals (**0** Critical Access Hospitals)  
**7** Federally-Qualified Health Centers  
**10** Rural Health Clinics

## Education Completed



Population  
**133,704**

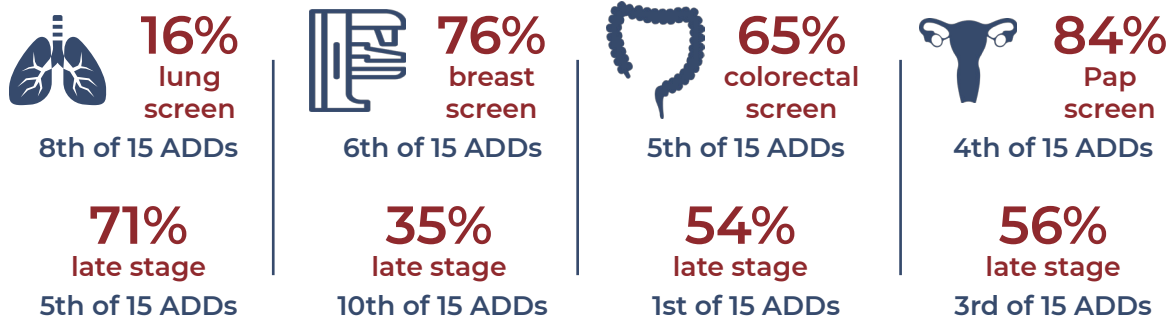
Annual New  
Cancer Cases  
**988**

# Cancer-related Outcomes

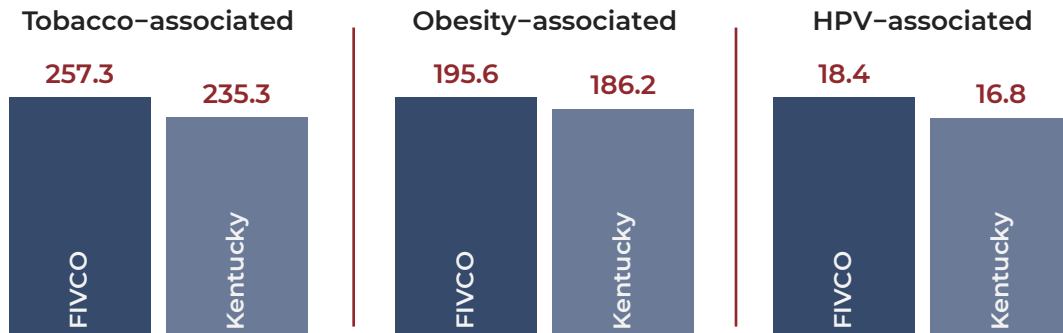
## CANCER RISK FACTORS



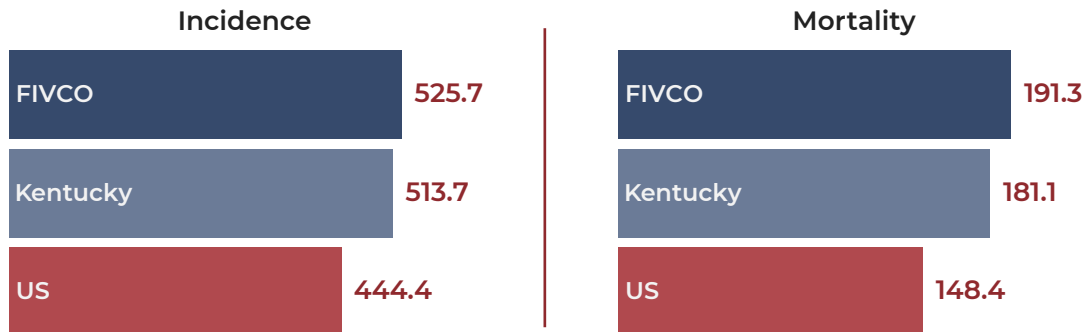
## SCREENING RATES & LATE-STAGE DIAGNOSIS



## RISK-FACTOR ASSOCIATED CANCER INCIDENCE



## ALL CANCER SITES INCIDENCE AND MORTALITY



## TOP 5 INCIDENCE RATES

Cancer Site	of 15 ADDs	Rate/100k
Female Breast	10th	124.0
Prostate	7th	105.5
Lung	8th	89.3
Colorectal	13th	53.1
Uterine	10th	30.0

## TOP 5 MORTALITY RATES

Cancer Site	of 15 ADDs	Rate/100k
Lung	8th	56.7
Female Breast	6th	21.4
Prostate	12th	20.1
Colorectal	10th	18.8
Pancreas	6th	11.0

Rates are age adjusted per 100k residents

For ranking "of 15 ADDs":  
1st indicates best, 15th indicates worst

visit [CancerInFocus.uky.edu](http://CancerInFocus.uky.edu)  
for more detailed data