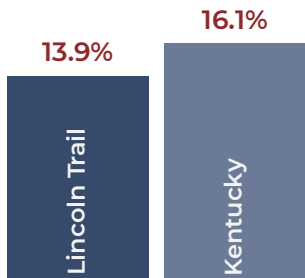


Social Determinants of Health

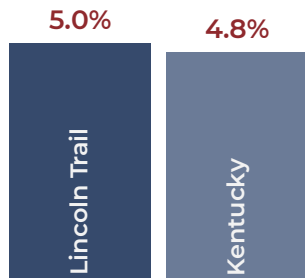


28% rural | **16%** age 65+ | **26%** medicaid | **5%** uninsured

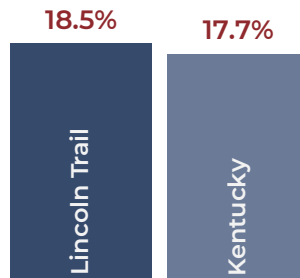
Below Poverty



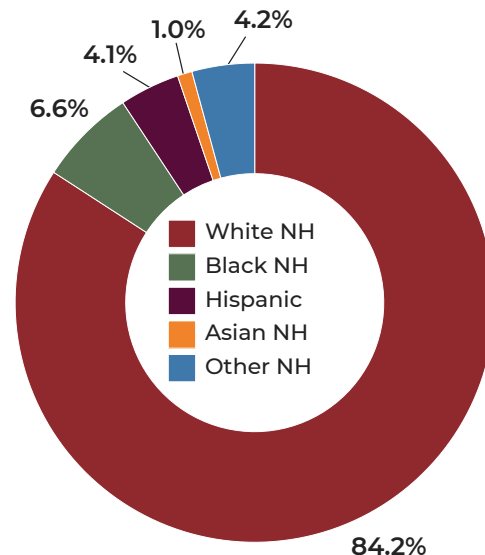
Annual Unemployment



On Disability



Race and Ethnicity



LINCOLN TRAIL
AREA DEVELOPMENT DISTRICT (ADD)

2025 EDITION

PEOPLE LACKING ACCESS



7%
to healthy foods

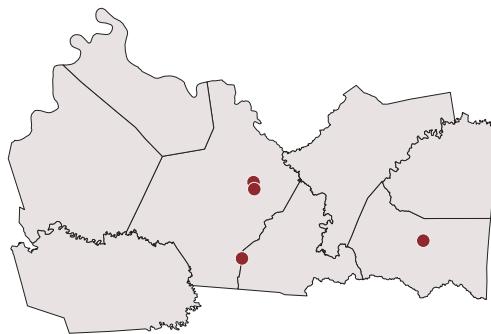


47%
to parks and gyms



19%
to high-speed broadband

FEDERALLY-QUALIFIED HEALTH CENTER SITES

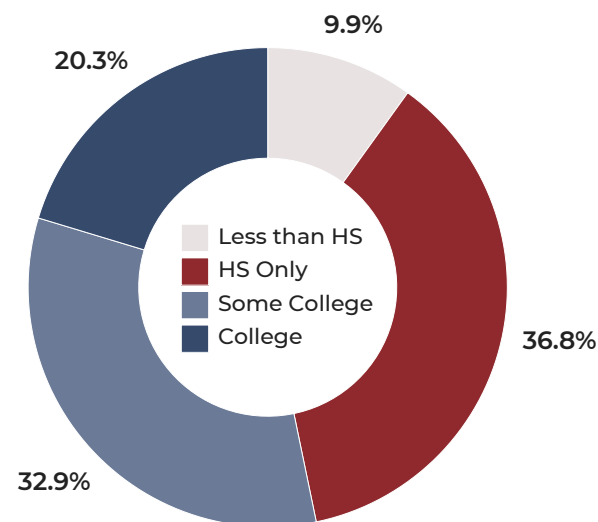


HEALTHCARE SYSTEM



9 Hospitals (**5** Critical Access Hospitals)
4 Federally-Qualified Health Centers
25 Rural Health Clinics

Education Completed



Population
282,693

Annual New Cancer Cases
1,806

Cancer-related Outcomes

CANCER RISK FACTORS



18%
currently
smoke



74%
unhealthy
weight



29%
physically
inactive



14%
unhealthy
drinking

SCREENING RATES & LATE-STAGE DIAGNOSIS



20%
lung
screen

7th of 15 ADDs

73%
late stage

9th of 15 ADDs



75%
breast
screen

8th of 15 ADDs

31%
late stage

7th of 15 ADDs



63%
colorectal
screen

11th of 15 ADDs

60%
late stage

7th of 15 ADDs



84%
Pap
screen

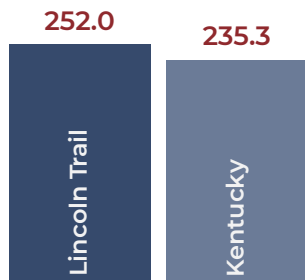
4th of 15 ADDs

58%
late stage

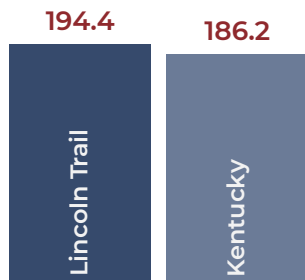
5th of 15 ADDs

RISK-FACTOR ASSOCIATED CANCER INCIDENCE


Tobacco-associated



Obesity-associated




HPV-associated

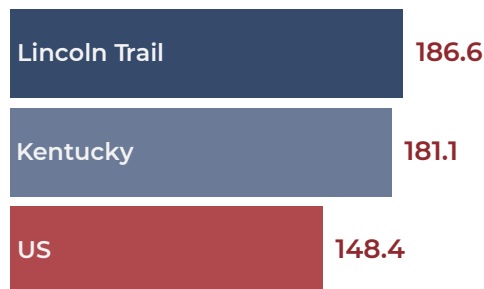


ALL CANCER SITES INCIDENCE AND MORTALITY

Incidence



Mortality



TOP 5 INCIDENCE RATES

Cancer Site	of 15 ADDs	Rate/100k
Female Breast	7th	121.4
Prostate	12th	111.6
Lung	9th	90.2
Colorectal	8th	49.2
Melanoma	14th	31.3

TOP 5 MORTALITY RATES

Cancer Site	of 15 ADDs	Rate/100k
Lung	7th	55.8
Female Breast	12th	23.3
Colorectal	11th	19.2
Prostate	8th	17.9
Pancreas	11th	12.2

Rates are age adjusted per 100k residents

For ranking "of 15 ADDs":
1st indicates best, 15th indicates worst

visit CancerInFocus.uky.edu
for more detailed data