

Population
471,504

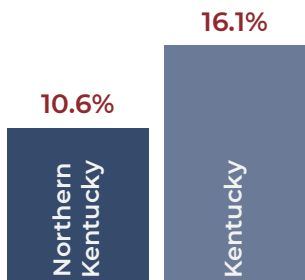
Annual New
Cancer Cases
2,807

Social Determinants of Health

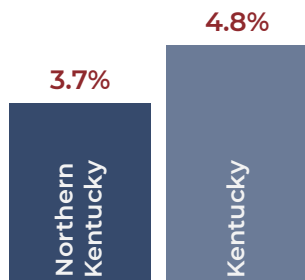


47% rural | **16%** age 65+ | **19%** medicaid | **5%** uninsured

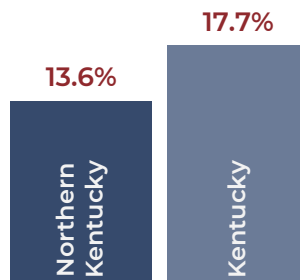
Below Poverty



Annual Unemployment



On Disability



PEOPLE LACKING ACCESS



7%
to healthy foods

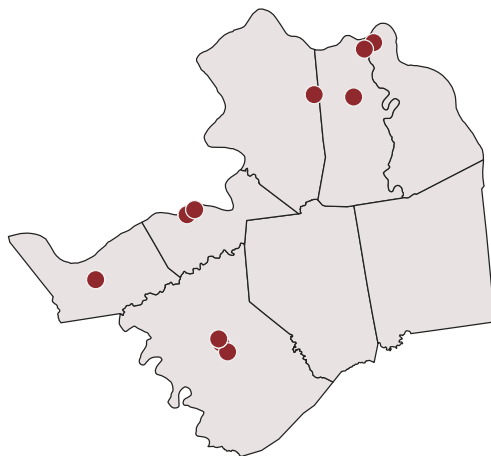


21%
to parks and gyms



15%
to high-speed
broadband

FEDERALLY-QUALIFIED HEALTH CENTER SITES

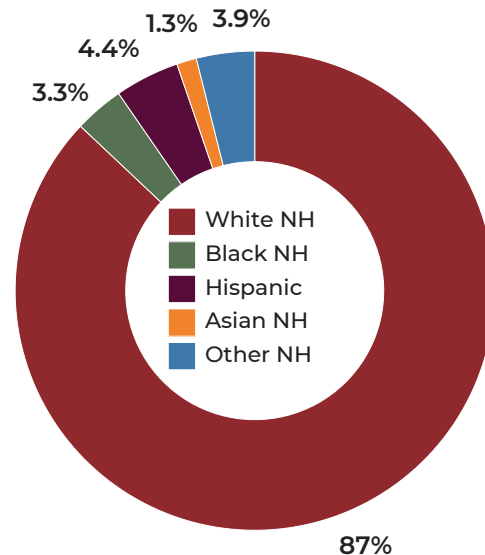


HEALTHCARE SYSTEM

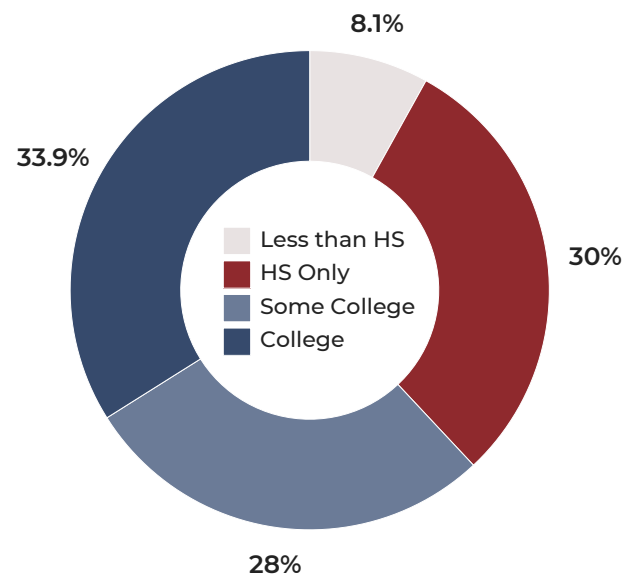


9 Hospitals (**2** Critical Access Hospitals)
15 Federally-Qualified Health Centers
2 Rural Health Clinics

Race and Ethnicity



Education Completed



Cancer-related Outcomes

CANCER RISK FACTORS



16%
currently
smoke



73%
unhealthy
weight



25%
physically
inactive



23%
unhealthy
drinking

SCREENING RATES & LATE-STAGE DIAGNOSIS



36%
lung
screen

3rd of 15 ADDs

71%

late stage

4th of 15 ADDs



70%
breast
screen

10th of 15 ADDs

30%

late stage

4th of 15 ADDs



64%
colorectal
screen

7th of 15 ADDs

62%

late stage

10th of 15 ADDs



84%
Pap
screen

4th of 15 ADDs

65%

late stage

10th of 15 ADDs

RISK-FACTOR ASSOCIATED CANCER INCIDENCE

Tobacco-associated

229.6

235.3

Northern
Kentucky

Kentucky

Obesity-associated

185.8

186.2

Northern
Kentucky

Kentucky

HPV-associated

17.1

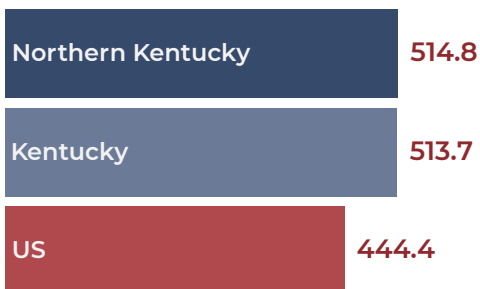
16.8

Northern
Kentucky


Kentucky

ALL CANCER SITES INCIDENCE AND MORTALITY

Incidence



Mortality



TOP 5 INCIDENCE RATES

Cancer Site	of 15 ADDs	Rate/100k
Female Breast	13th	134.9
Prostate	10th	108.4
Lung	5th	86.1
Colorectal	4th	43.4
Uterine	11th	31.8

TOP 5 MORTALITY RATES

Cancer Site	of 15 ADDs	Rate/100k
Lung	3rd	47.3
Prostate	10th	19.4
Female Breast	1st	19.0
Colorectal	3rd	14.8
Pancreas	2nd	10.0

Rates are age adjusted per 100k residents

For ranking "of 15 ADDs":
1st indicates best, 15th indicates worst

visit CancerInFocus.uky.edu
for more detailed data